






Triple Flip Snowflake Classic 2013

Panthers Gymnastics Club ~ Winnipeg MB ~ January 25-27, 2013






AdvOptTyro

ID #	Gymnast's Name	Club	City	YOB (Age)	Vault Saut 			Bars Barres 			Beam Poutre 			Floor Sol 			All Around Total 		
					Diff.	Score	Rk.	Diff.	Score	Rk.	Diff.	Score	Rk.	Diff.	Score	Rk.	Diff.	Score	Rk.
502	Linda Joy Kaddu	Panthers	Winnipeg	2001 (11)	3.5	12.600	2	3.4	12.800	1	3.3	10.100	4	3.7	12.900	1	13.9	48.100	1
504	Dana Hryshko	Panthers	Winnipeg	2001 (11)	3.5	12.800	1	2.4	11.450	3	3.3	10.950	1	3.7	12.600	2	12.9	47.500	2
501	Rebecca Wilson-Abreu	Panthers	Winnipeg	2001 (11)	3.5	11.300	3	3.2	11.700	2	3.5	10.400	3	3.7	12.300	3	13.9	45.700	3
503	Claire Desjardins	Panthers	Winnipeg	2001 (11)	3.5	10.850	4	2.2	10.850	4	3.3	10.850	2	3.5	12.250	4	12.5	44.200	4

Triple Flip Snowflake Classic 2013

Panthers Gymnastics Club ~ Winnipeg MB ~ January 25, 26, 26 2013

Novice

ID #	Gymnast's Name	Club	City	YOB (Age)	Vault Saut 			Bars Barres 			Beam Poutre 			Floor Sol 			All Around Total 		
					Diff.	Score	Rk.	Diff.	Score	Rk.	Diff.	Score	Rk.	Diff.	Score	Rk.	Diff.	Score	Rk.
525	Chanel Plozanski-Simpson	Panthers	Winnipeg	1999 (13)	3.5	11.600	3	3.2	11.600	1	3.5	10.950	4	4.0	12.850	1	14.3	46.300	1
529	Maegan Gomerlc	Kips	Winnipeg	1999 (13)	3.5	11.100	4	2.2	11.450	2	3.3	11.050	2	3.3	11.850	3	12.3	45.450	2
557	Halley Hutchinson	Panthers	Winnipeg	1999 (13)	3.5	11.800	1	3.0	10.200	7	3.5	10.800	3	3.7	12.150	2	13.7	44.950	3
530	Taylor Gomerlc	Kips	Winnipeg	1999 (13)	3.5	10.950	7	2.2	10.800	5	3.5	11.200	1	3.5	11.750	4	12.7	44.200	4
526	Linnea Cox	Panthers	Winnipeg	1999 (13)	3.5	10.100	8	2.8	10.850	4	2.5	9.750	7	2.9	11.600	5	11.7	42.300	5
528	Faith Sobotkiewicz	Kips	Winnipeg	1999 (13)	3.5	10.900	5	2.4	9.450	8	3.5	10.100	6	3.7	11.400	7	13.1	41.850	6
532	Skytar Proclilo	Gymkyde	Winnipeg	1999 (13)	3.5	10.850	6	3.0	10.650	6	1.8	6.750	9	3.3	11.250	8	11.6	38.400	7
527	Carmela Falk	Panthers	Winnipeg	2000 (12)	3.5	11.750	2	3.0	11.250	3	3.1	10.400	5				9.6	33.400	8
531	Kiera Sandy	Kips	Winnipeg	1999 (13)				1.7	8.100	9	1.9	8.800	8	3.3	11.450	6	6.9	27.350	9

Triple Flip Snowflake Classic 2013

Panthers Gymnastics Club ~ Winnipeg MB ~ January 25, 26, 26 2013

Open

ID #	Gymnast's Name	Club	City	YOB (Age)	Vault Saut			Bars Barres			Beam Poutre			Floor Sol			All Around Total		
					Diff.	Score	Rk	Diff.	Score	Rk	Diff.	Score	Rk	Diff.	Score	Rk	Diff.	Score	Rk
555	Isabel Huayta-Nayet	Panthers	Winnipeg	1998 (14)	3.5	12.150	2	3.2	12.000	2-T	3.7	11.700	1	3.7	12.400	2	14.1	48.250	1
550	Halay Hryshko	Panthers	Winnipeg	1998 (14)	3.5	12.500	1	3.4	12.000	2-T	3.5	11.300	3	3.9	12.150	4	14.3	47.950	2
554	Josee Rochon	Panthers	Winnipeg	1998 (14)	3.5	11.300	4	3.4	12.800	1	3.5	10.650	7	3.9	12.900	1	14.3	47.350	3
565	Erica Vacchio	Kips	Winnipeg	1996 (16)	3.5	11.100	7-T	3.0	11.800	5	3.5	11.600	2	3.5	12.050	6	13.5	46.250	4
552	Kennedy Irvine	Panthers	Winnipeg	1997 (15)	3.5	11.250	5-T	3.0	11.300	6	3.6	10.400	8	3.5	12.100	5	13.6	45.050	5
556	Sydney Falal	Panthers	Winnipeg	1998 (14)	3.8	11.100	7-T	3.2	10.800	10-T	3.1	10.900	4-T	3.7	12.250	3	13.8	44.850	6
559	Madison Cosens	Kips	Winnipeg	1998 (14)	3.5	11.050	10	2.4	10.800	8	3.3	10.900	4-T	3.7	11.850	8-T	12.9	44.600	7
551	Alayna Alambra	Panthers	Winnipeg	1997 (15)	3.8	10.000	11	3.0	11.900	4	2.8	10.350	9	3.7	11.900	7	13.3	44.150	8
562	Courtney LaBelle	Kips	Winnipeg	1997 (15)	3.5	11.250	5-T	3.2	11.200	7	3.3	9.750	10-T	3.7	11.850	8-T	13.7	44.050	9
558	Jennifer Kent	Kips	Winnipeg	1998 (14)	3.5	11.100	7-T	3.2	10.400	12	3.5	10.800	6	3.7	11.850	8-T	13.9	43.950	10
553	Raylene Johnston	Panthers	Winnipeg	1997 (15)	3.5	11.700	3	2.2	10.750	9	3.3	9.750	10-T	3.5	11.700	11	12.5	43.900	11
560	Jenna Brown	Kips	Winnipeg	1998 (14)	3.5	9.850	12	2.2	10.800	10-T	2.8	9.850	13	3.3	10.850	13	11.6	40.950	12
564	Lexi Magas	Kips	Winnipeg	1996 (16)	3.5	9.750	13	2.2	9.050	13	1.9	9.700	12	3.3	10.900	12	10.9	39.400	13