






# 2012 SNOWFLAKE INVITATIONAL COMPETITION

Panthers Gymnastics Club ~ Winnipeg ~ January 20,21,22, 2012



## Provincial One - Argo

ID #	Gymnast's Name	Club	City	YOB (Age)	Vault Saut 			Bars Barres 			Beam Poutre 			Floor Sol 			All Around Total 		
					Diff.	Score	Rk	Diff.	Score	Rk	Diff.	Score	Rk	Diff.	Score	Rk	Diff.	Score	Rk
105	<b>Keara Brown</b>	Panthers	Winnipeg	2002 (9)	3.0	11.350	2	3.0	11.800	9	3.0	11.300	1	3.0	11.850	3-T	12.0	46.300	1
119	<b>Sage Cournoyer</b>	Independent	Winnipeg	2002 (9)	3.0	10.950	4	3.0	12.140	4-T	3.0	11.100	4-T	3.0	11.900	2	12.0	46.090	2
104	<b>Soleil Bonnefoy</b>	Fantastic	Winnipeg	2002 (9)	3.0	10.550	9	3.0	12.470	2	3.0	11.100	4-T	3.0	11.800	5	12.0	45.920	3
101	<b>Sarah Pattie</b>	Fantastic	Winnipeg	2003 (8)	3.0	11.250	3	3.0	12.500	1	2.5	10.450	11-T	3.0	11.600	7	11.5	45.800	4
107	<b>Mikaela Perron</b>	Panthers	Winnipeg	2002 (9)	3.0	10.800	7	3.0	12.270	3	3.0	10.800	7	3.0	11.700	6	12.0	45.570	5
117	<b>Sarah Stoesz</b>	Springers	Winnipeg	2002 (9)	3.0	11.850	1	3.0	10.240	17	3.0	11.150	2-T	3.0	12.000	1	12.0	45.240	6
102	<b>Anika Heidinger</b>	Fantastic	Winnipeg	2002 (9)	3.0	10.900	5	3.0	12.070	6	2.5	10.700	8	3.0	11.500	10	11.5	45.170	7
108	<b>MacKenzie Alexander</b>	Panthers	Winnipeg	2002 (9)	3.0	9.850	15	3.0	12.140	4-T	3.0	11.150	2-T	3.0	11.850	3-T	12.0	44.990	8
106	<b>Claire Morham</b>	Panthers	Winnipeg	2002 (9)	3.0	10.750	8	3.0	11.940	7	3.0	10.400	13	3.0	11.550	8-T	12.0	44.640	9
103	<b>Ruby Gillam</b>	Fantastic	Winnipeg	2002 (9)	3.0	10.200	12-T	3.0	11.840	8	2.5	10.350	14	2.5	10.900	14-T	11.0	43.290	10
111	<b>Katie Cusack</b>	Springers	Winnipeg	2002 (9)	3.0	10.400	11	3.0	11.570	10	3.0	11.100	4-T	2.5	10.100	19	11.5	43.170	11
112	<b>Brooke Kozielec</b>	Springers	Winnipeg	2003 (8)	3.0	10.500	10	3.0	10.470	15	3.0	10.550	10	3.0	11.550	8-T	12.0	43.070	12
118	<b>Hayley Turner</b>	Springers	Winnipeg	2002 (9)	3.0	10.850	6	3.0	10.840	14	3.0	9.550	18	3.0	10.650	17	12.0	41.890	13
110	<b>Elektra Simeonidis</b>	Panthers	Winnipeg	2003 (8)	3.0	10.200	12-T	2.5	10.970	12	3.0	10.000	16	2.5	10.550	18	11.0	41.720	14
109	<b>Sarah Dover</b>	Panthers	Winnipeg	2002 (9)	3.0	9.750	16	3.0	9.640	18	3.0	10.450	11-T	3.0	11.350	12	12.0	41.190	15
116	<b>Mila Slutchuk</b>	Springers	Winnipeg	2002 (9)	3.0	7.850	18	2.5	10.400	16	2.5	10.600	9	3.0	11.400	11	11.0	40.250	16
114	<b>Taryn Scott</b>	Springers	Winnipeg	2002 (9)	3.0	10.000	14	3.0	9.270	19	2.5	9.950	17	2.5	11.000	13	11.0	40.220	17
113	<b>Rayna Ramsay</b>	Springers	Winnipeg	2002 (9)	3.0	8.800	17	3.0	10.870	13	2.0	8.350	19	2.5	10.900	14-T	10.5	38.920	18
115	<b>Emerson Shier</b>	Springers	Winnipeg	2003 (8)	3.0			3.0	11.340	11	2.5	10.100	15	2.5	10.850	16	11.0	32.290	19