






Snowflake Invitational 2014

Panthers Gymnastics Club ~ Winnipeg MB ~ January 17,18,19, 2014

Adv.Opt.10-11








ID #	Gymnast's Name	Club	City	YOB (Age)	Vault Saut 			Bars Barres 			Beam Poutre 			Floor Sol 			All Around Total 		
					Diff.	Score	Rk	Diff.	Score	Rk	Diff.	Score	Rk	Diff.	Score	Rk	Diff.	Score	Rk
105	Sage Cournoyer	Panthers	Winnipeg	2002 (11)	3.5	12.650	2	3.5	12.500	2	3.2	11.800	4	3.7	12.250	1	13.9	49.200	1
101	Makayla Baxted	Panthers	Winnipeg	2002 (11)	3.5	13.000	1	3.3	11.900	5	3.3	11.700	5	3.7	12.100	4	13.8	48.700	2
102	Claire Morham	Panthers	Winnipeg	2002 (11)	3.5	12.100	4-T	3.7	11.550	7	3.5	12.600	1	3.7	12.150	2-T	14.4	48.400	3
109	Annika Kornelson	WGC	Winnipeg	2002 (11)	3.5	12.400	3	3.5	12.400	3	3.1	11.350	7	3.7	12.150	2-T	13.8	48.300	4
104	MacKenzie Alexander	Panthers	Winnipeg	2002 (11)	3.5	12.000	6	3.5	11.600	6	3.0	12.050	2	3.7	12.000	6	13.7	47.650	5
108	Manhattan Leslie-Toogood	WGC	Winnipeg	2003 (10)	3.5	11.400	8	3.1	12.000	4	3.3	12.000	3	3.3	11.600	7	13.2	47.000	6
103	Mikaela Perron	Panthers	Winnipeg	2002 (11)	3.5	11.500	7	3.5	12.700	1	3.5	11.200	8	3.5	11.000	9	14.0	46.400	7
106	Kati Hruka	Springers	Winnipeg	2003 (10)	3.5	11.350	9	2.5	11.100	8	2.7	11.600	6	3.0	12.050	5	11.7	46.100	8
107	Hayley Turner	Springers	Winnipeg	2002 (11)	3.5	12.100	4-T	2.5	10.850	9	2.0	10.350	9	3.5	11.250	8	11.5	44.550	9

Snowflake Invitational 2014

Panthers Gymnastics Club ~ Winnipeg MB ~ January 17,18,19, 2014

Adv.Opt.12



ID #	Gymnast's Name	Club	City	YOB (Age)	Vault Saut 			Bars Barres 			Beam Poutre 			Floor Sol 			All Around Total 		
					Diff.	Score	Rk	Diff.	Score	Rk	Diff.	Score	Rk	Diff.	Score	Rk	Diff.	Score	Rk
130	Payton Chan	WGC	Winnipeg	2001 (12)	3.5	12.750	2	3.5	12.550	2	3.5	12.550	1	3.7	12.700	3	14.2	50.550	1
126	Linda Joy Kaddu	Panthers	Winnipeg	2001 (12)	3.5	12.950	1	3.7	12.700	1	3.3	11.950	4	3.7	12.900	1	14.2	50.500	2
125	Rebecca Wilson-Abreu	Panthers	Winnipeg	2001 (12)	3.5	12.200	6	3.7	12.350	4-T	3.3	12.150	3	3.7	12.550	4-T	14.2	49.250	3
131	Anna Bourgeois	WGC	Winnipeg	2001 (12)	3.5	12.400	5	3.5	11.600	6	3.5	12.400	2	3.5	12.400	6	14.0	48.800	4
128	Jaida Albrechtsen	Springers	Winnipeg	2001 (12)	3.5	12.600	4	3.7	12.450	3	3.3	10.150	6	3.7	12.750	2	14.2	47.950	5
129	Janelle Jolicoeur	Springers	Winnipeg	2001 (12)	3.5	12.000	8	3.5	12.350	4-T	3.3	9.600	7	3.7	12.550	4-T	14.0	46.500	6
127	Claire Desjardins	Panthers	Winnipeg	2001 (12)	3.5	12.700	3	3.3	11.050	7	3.1	10.550	5	3.7	11.450	8	13.6	45.750	7
132	Sydney Brown	WGC	Winnipeg	2001 (12)	3.5	12.150	7	2.3	9.300	8	1.3	4.100	8	3.5	12.100	7	10.6	37.650	8



Snowflake Invitational 2014

Panthers Gymnastics Club ~ Winnipeg MB ~ January 17,18,19, 2014

Adv.Opt.13+

ID #	Gymnast's Name	Club	Vault Saut			Bars Barres			Beam Poutre			Floor Sol			All Around Total		
			Diff.	Score	Rk	Diff.	Score	Rk	Diff.	Score	Rk	Diff.	Score	Rk	Diff.	Score	Rk
174	Nicole Main	WGC	3.5	12.650	2	2.9	12.350	1	3.3	12.450	1	3.7	12.700	2	13.4	50.150	1
152	Gabriella Luik	Crescentwood	3.5	12.850	1	3.5	11.950	5	3.1	11.550	8	3.7	13.100	1	13.8	49.450	2
172	Erin Smith	Springers	3.5	12.300	6	3.3	11.700	9	3.3	11.600	7	3.5	12.650	3	13.6	48.250	3
161	Jennifer Kent	Kips	3.5	12.350	4-T	3.5	12.100	2-T	3.5	11.400	10	3.7	12.000	11-T	14.2	47.850	4
176	Sydney Kraut	WGC	3.5	12.350	4-T	2.3	11.100	10-T	3.3	12.100	2	3.5	11.900	15-T	12.6	47.450	5
163	Erica Vacchio	Kips	3.5	11.650	18	2.5	11.100	10-T	3.3	11.950	3	3.7	12.600	4	13.0	47.300	6
171	Eve Hymers	Springers	3.5	12.200	8-T	3.1	11.000	14-T	3.1	11.700	4	3.7	12.250	7-T	13.4	47.150	7-T
153	Ariella Schemnowski	Crescentwood	3.5	12.200	8-T	2.9	11.050	12-T	3.1	11.650	5-T	3.7	12.250	7-T	13.2	47.150	7-T
175	Zoe Goldstone-Joubert	WGC	3.5	11.400	21-T	3.3	12.000	4	3.1	11.650	5-T	3.5	11.950	14	13.4	47.000	9
170	Kennedy Solar-MacKay	Springers	3.5	11.500	20	3.5	11.850	6-T	3.3	11.200	12	3.7	12.350	6	14.0	46.900	10
169	Haley Hryshko	Panthers	3.5	12.000	13	3.5	11.850	6-T	3.3	10.600	15-T	3.7	12.250	7-T	14.0	46.700	11
162	Courtney LaBelle	Kips	3.5	12.150	10-T	3.5	11.750	8	3.5	10.500	17	3.5	11.900	15-T	14.0	46.300	12
166	Chanel Plozanski-Simpson	Panthers	3.5	11.800	16	2.7	10.500	20	3.1	11.350	11	3.7	12.500	5	13.0	46.150	13
167	Tess Greenlay	Panthers	3.5	12.150	10-T	2.7	11.000	14-T	3.1	10.450	18	3.3	11.700	17	12.6	45.300	14
155	Skylar Procillo	Gymkyds	3.5	12.100	12	2.5	10.700	17	3.7	10.900	13	3.7	11.150	21	13.4	44.850	15
164	Isabel Huayta-Nayet	Panthers	3.5	12.600	3	1.9	9.300	24	3.5	10.750	14	3.7	12.000	11-T	12.6	44.650	16
159	Faith Sobotkiewicz	Kips	3.5	11.550	19	1.9	9.150	25	2.7	11.500	9	3.7	12.150	10	11.8	44.350	17
168	Linnea Cox	Panthers	3.5	11.900	14	2.5	10.600	18-T	2.6	10.150	20	3.7	11.600	18	12.3	44.250	18
150	Adia Duechersen	Crescentwood	3.5	11.700	17	2.3	10.600	18-T	3.3	10.250	19	3.5	11.350	19	12.6	43.900	19
151	Samantha Filuk-Enns	Crescentwood	3.5	11.850	15	2.3	10.050	22	2.5	10.600	15-T	3.0	11.000	23	11.3	43.500	20
173	Candace Janzen	Springers	3.5	12.250	7	3.5	12.100	2-T	3.1	7.550	26	2.5	11.050	22	12.6	42.950	21
165	Sarah Ridley	Panthers	3.5	11.400	21-T	2.3	10.800	16	2.5	9.400	23	3.3	10.800	25	11.6	42.400	22
157	Taylor Gomercic	Kips	3.5	11.350	23	2.3	11.050	12-T	2.5	8.900	25	3.7	10.600	26	12.0	41.900	23
158	Kiera Sandy	Kips	3.5	10.550	25	2.3	10.450	21	2.2	9.750	21	3.7	10.950	24	11.7	41.700	24
154	Kennedy Wagner	Crescentwood	3.5	11.050	24	1.7	9.000	26	2.0	9.350	24	3.5	12.000	11-T	10.7	41.400	25
160	Jenna Brown	Kips	3.5	10.200	26	1.7	9.500	23	2.4	9.600	22	3.5	11.300	20	11.1	40.600	26